

ARMOUR-X WEAR PLATE



For Conveyor Wear Strips & Attachments

Supply Services Ltd is New Zealand's largest stockist of chains for the harsh demands of the saw milling and pulp & paper industries

ARMOUR-X is a new technology 21st Century alloy steel that increases wear life without increasing hardness.

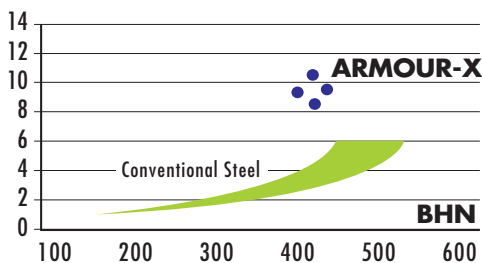
ARMOUR-X while obtaining greater wear life than conventional 500BHN plate, offers superior weldability and formability.

ARMOUR-X reduces cost by extending wear life and reducing installation frequency.

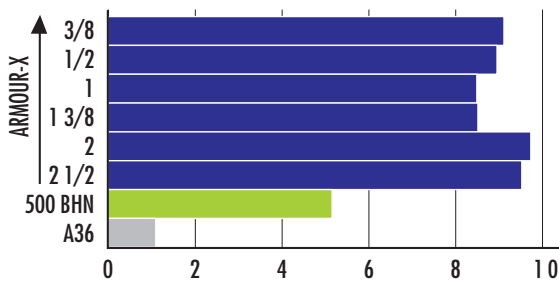
ARMOUR-X has excellent through hardness characteristics.

ABRASION RESISTANT TESTS

ARMOUR-X vs Conventional Steel



Abrasion Resistant Ratio (A36 = 1.0)



A36 Construction steel, Yield Stress = 248 MPa

The superior wearability of ARMOUR-X is achieved through new 21st century alloy steel technology. The result is a Formable, Weldable wear plate in the 450 BHN range that offers wear resistance almost twice that of conventional 500 BHN grades.

Specify ARMOUR-X alloy steel over conventional Q&T plate to:

- Extend wear life!
- Reduce installation frequency!
- Reduce installed weight!
- Achieve the lowest life cycle cost!

ARMOUR-X is generally superior to conventional Q&T plate:

- For bending, drilling, shearing, gas cutting, & welding properties.
- The hardness level of ARMOUR-X is lower than conventional 500BHN steels.
- The abrasion resistance properties of ARMOUR-X is far greater than 500BHN steels.

"ARMOUR-X is showing outstanding results under our Can-Am WH157 log haul chains to the debarker. After only 6 months the product shows negligible wear. For the same period the

previous 400BHN product would have had about 3mm worn off. ARMOUR-X was easy to weld and is showing no signs of cracking in this high impact application. At this rate we could see twice, maybe even three times the life, which is a significant saving in terms of labour costs and downtime."

Phil Gray
Maintenance Manager
Kaiangaroa Log Processing Plant



The information and data in this catalogue are accurate to the best of our knowledge, and is intended for general information only. Applications suggested for the materials are described only to help the reader make his own evaluation and decision, and are neither guarantees nor to be construed as express or implied warranties of suitability for these or other applications.

SUPPLY SERVICES LTD



Phone 0800 102 112 - www.supplyservices.co.nz

ARMOUR-X WEAR PLATE



For Conveyor Wear Strips & Attachments

Supply Services Ltd is New Zealand's largest stockist of chains for the harsh demands of the saw milling and pulp & paper industries

INDUSTRIAL PLASTICS

Supply Services Ltd is a direct importer and distributor of Industrial Plastics...

- UHMWPE
- HDPE
- NYLON
- ACETAL
- PETP
- PTFE
- PEEK
- PVC
- POLYPROPYLENE
- POLYURETHANE
- MICARTA LAMINATES
- POLYCARBONATE

We will Cut To Size, Fabricate or Machine the finest industrial plastics to your specifications.

Welding ARMOUR-X:

When welding ARMOUR-X as well as any AR plate in the 400-500 BHN classification preheat should always be used (80°C up to 20mm thick, 125°C for 25mm, 175°C for 40mm, 200°C for 50mm). This will help to ensure a slower cooling rate and prevent cold cracking in the HAZ. This preheat should be applied to at least 150mm beyond the weld joint. Assuming welding procedures will be within preheat recommendations, no post weld heat treatment is required.

The electrode required to weld ARMOUR-X to carbon steel is E-7018. This low hydrogen electrode is available in SMAW (stick), FCAW (dual and self shield) and GMAW (mig). When welding ARMOUR-X to ARMOUR-X or to any other AR plate, it is recommended that an E-11018 low hydrogen electrode be used to accommodate the higher residual stresses present in these high yield strength plates.

Forming ARMOUR-X:

When roll forming ARMOUR-X it is always preferred the plate be rolled in line with the grain of the plate. Roll speed should be at the slowest possible setting (variable speed rolls preferred). Once the rolling process begins and the plate is undergoing plastic deformation, do not stop the rolls because this condition can sometimes set up shear stresses that will initiate cracking. Ensure all flame cut edges are sufficiently ground to remove any notches that may initiate cracking.

When using a brake press ensure the press is large enough to perform the job (approx 6x more tonnage than that of mild steel). ARMOUR-X can be formed to a 4T, which means 4x the plate thickness is the smallest radius that can be achieved. A die opening of 12T is recommended. It is always recommended that forming be done traverse to the grain direction. If forming with the grain direction allow a more liberal radius. As with roll forming please ensure flame cut edges are ground by 3mm to remove residual stresses and notches that may initiate cracking.


Drilling ARMOUR-X:

The alloying elements in ARMOUR-X make it somewhat more difficult to drill than conventional 500BHN wear plate. Although a standard high speed drill bit may be used with the following parameters, Cobalt bits seem to work the best. The bits should be ground to an included point angle of 150 degrees, the flute lip is ground to a 5 degree positive rake with an approximate land of width of 0.8mm. The web should be 2.4mm. Best results have been experienced when a feed rate of 100-150mm per minute is used and a drill speed of 25-30 RPM. As is the case with all materials of this nature it is imperative that the steel be clamped to the table as securely as possible.

Cutting ARMOUR-X:

ARMOUR-X can be cut with a conventional oxy-acetylene torch, grinding flame cut edges 3mm after cutting is always good practice to help eliminate cracking. If plasma is used it must be noted this process creates more edge stresses on AR plates in the 400-500BHN range due to the extremely high heat and rapid cooling rate of this process.

Achieving the Total Lowest Life Cycle Cost



CAN-AM®

Can-Am SBR Roller Chains (BS & ANSI)

Can-Am SBR Sharp Chains

Can-Am Mill & Drag Chains

Can-Am Sprockets & Attachments

One brand, TOTAL coverage!



METRIC & SHARP CHAINS



CAST CHAINS

The information and data in this catalogue are accurate to the best of our knowledge, and is intended for general information only. Applications suggested for the materials are described only to help the reader make his own evaluation and decision, and are neither guarantees nor to be construed as express or implied warranties of suitability for these or other applications.

SUPPLY SERVICES LTD

Phone 0800 102 112 - www.supplyservices.co.nz

