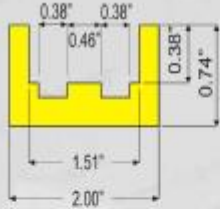
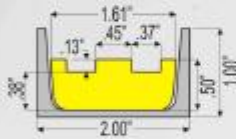


SUPPLY SERVICES

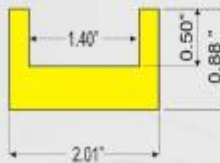
performance engineering products



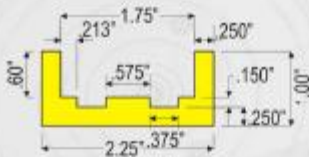
- CHP200/SC - 2" SCANNER TRANSFER CHANEX**
- STOCKED IN 20' LENGTHS
 - STOCK COLOUR - YELLOW
 - WELD WASHERS NOT APPLICABLE
 - SUITABLE FOR 2060 CHAIN



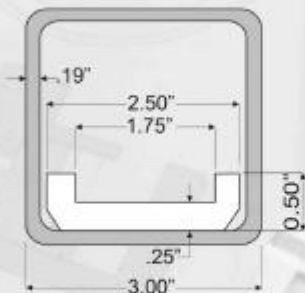
- CHP200CITT - 2" CHANNEL INSERT**
- FITS IN 2" JUNIOR CHANNEL
 - STOCKED IN RANDOM ROLLS (200' - 500')
 - STOCK COLOUR YELLOW
 - SUITS 2060 CHAIN



- CHP200 - 2" STANDARD CHANEX**
- STOCKED IN 20' LENGTHS
 - STOCK COLOUR - YELLOW
 - SMALL WELD WASHERS RECOMMENDED
 - SUITABLE FOR RC80, 2080, 2060 CHAIN



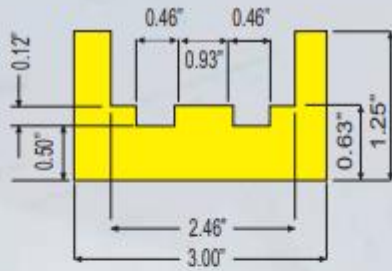
- CHP225TT - 2 1/4" CHANEX**
- STOCKED IN 10' LENGTHS
 - STOCK COLOUR YELLOW
 - FITS 2080 & 2080H CHAIN



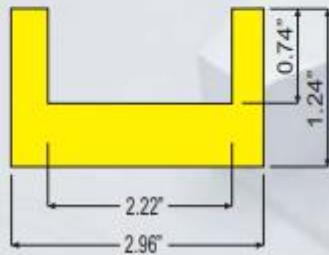
- CHP50250/B - 2 1/2" LOW WALL CHANEX**
- STOCKED IN 10' LENGTHS
 - STOCK COLOUR - WHITE
 - WELD WASHERS NOT APPLICABLE
 - FITS INSIDE 3/16" WALL 3" BOX TUBE
 - CUSTOM LENGTHS AVAILABLE, CALL FOR PRICE & DELIVERY, MINIMUMS MAY APPLY



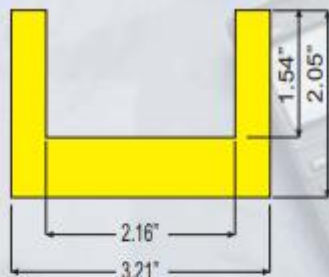
- CHP250 - 2 1/2" STANDARD CHANEX**
- STOCKED IN 20' LENGTHS
 - STOCK COLOUR - YELLOW
 - SMALL WELD WASHERS RECOMMENDED
 - SUITABLE FOR 81X CHAIN



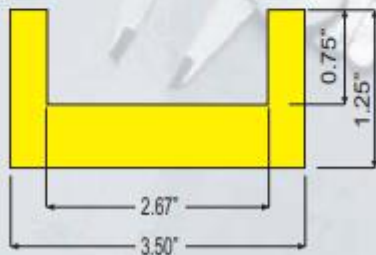
- CHP300TT**
3" TRU-TRACK CHANEX
 - STOCKED IN 10' LENGTHS
 - STOCK COLOUR - YELLOW
 - WELD WASHERS NOT APPLICABLE
 - SUITABLE FOR 81X CHAIN



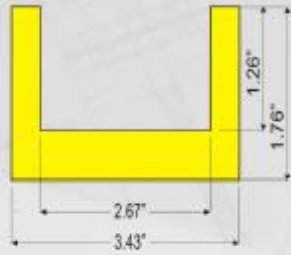
- CHP300**
3" STANDARD CHANEX
 - STOCKED IN 20' LENGTHS
 - STOCK COLOUR - YELLOW
 - LARGE WELD WASHERS RECOMMENDED
 - SUITABLE FOR 81-X CHAIN



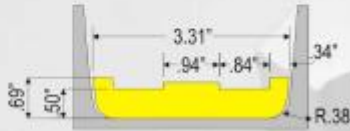
- CHP300HW**
3" HIGH WALL CHANEX
 - STOCKED IN 20' LENGTHS
 - STOCK COLOUR - YELLOW
 - LARGE WELD WASHERS RECOMMENDED
 - SUITABLE FOR 81X CHAIN



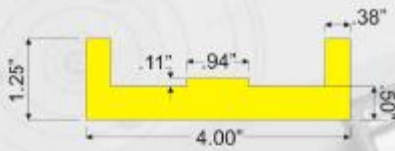
- CHP350125**
3 1/2" STANDARD CHANEX
 - STOCKED IN 20' LENGTHS
 - STOCK COLOUR - YELLOW
 - LARGE WELD WASHERS RECOMMENDED
 - SUITABLE FOR HD-81X CHAIN




- CHP337**
3 3/8" HIGH WALL CHANEX
 - STOCKED IN 20' LENGTHS
 - STOCK COLOUR - YELLOW
 - LARGE WELD WASHERS ARE RECOMMENDED
 - SUITABLE FOR HD-81X CHAIN



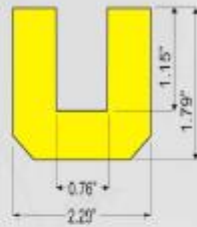
- #CHP400CITT**
TRU-TRACK CHANNEL INSERT
 - STOCKED IN 10' LENGTHS
 - FITS 81X, 81XHD, H78
 - STOCK COLOUR YELLOW
 - FITS IN C4X5.4 CHANNEL



- CHP400TT**
4" STANDARD CHANEX
 - STOCKED IN 20' LENGTHS
 - STOCK COLOUR - YELLOW
 - LARGE WELD WASHERS ARE RECOMMENDED
 - SUITABLE FOR H78, H78A CHAIN




- CHP450**
4 1/2" HEAVY DUTY CHANEX
 - STOCKED IN 20' LENGTHS
 - STOCK COLOUR - YELLOW
 - LARGE WELD WASHERS ARE RECOMMENDED
 - SUITABLE FOR HD78, H82 CHAIN



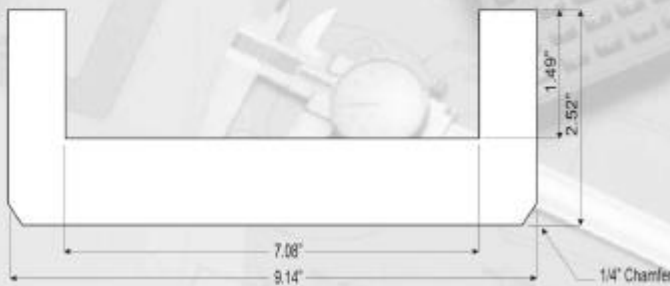
CHP225175
2½" HIGH WALL
 - STOCKED IN 20' LENGTHS
 - STOCK COLOUR - YELLOW
 - ALSO REFERRED TO AS "BIN SLIDE"



FCP25400
FLANGE CAP
 - CALL FOR LENGTH INFORMATION
 - STOCK COLOUR - YELLOW
 - SLIPS OVER W8 X 10 WIDE FLANGE
 - INSTALLED ON BIN SORTER KNEES
 AND WALLS
 (See page #28 for further details)



CHP650
6½" STANDARD CHANEX
 - STOCKED IN 10' LENGTHS
 - STOCK COLOUR - WHITE
 - LARGE WELD WASHERS ARE
 RECOMMENDED
 - SUITABLE FOR H124 CHAIN



CHP900
9¼" STANDARD CHANEX
 - STOCKED IN 10' LENGTHS
 - STOCK COLOUR - WHITE
 - LARGE WELD WASHERS ARE
 RECOMMENDED
 - SUITABLE FOR H132 CHAIN